



HONDA

IMAGE APPAREL PROGRAM



HONDA® SHORT SLEEVE TECHNICIAN SHIRT

FEATURES AND BENEFITS

- Comfortable, breathable **Touchtex™ Fabric** keeps you dry while resisting stains and holding its color
- **Ripstop Fabric** is lightweight and breathable but extra durable and 75% stronger than other poplin workwear fabrics
- **Sewn-In Collar Stays** reinforce a polished, professional look
- A handy **Pencil Pocket** on the left chest keep a tire gauge or other small tools close at hand
- **Covered Snaps** keeps a vehicle's paint job polished and protected
- Full **Underarm Gussets** provide improved range of motion and additional comfort
- Cornerless **Hex Pockets** resist dirt and lint buildup while strategically-placed **Bartacks** add extra strength to prevent rips
- **Double-Stitched Seams** provide maximum strength so your uniform lasts longer
- Stocked with **Honda logo** on left chest and **Honda H logo** on right sleeve



HONDA® TECHNICIAN PANT

FEATURES AND BENEFITS

- **Covered Waistband Button** will not scratch a paint job
- **Stretch Waistband** expands when you need it most, then forms back into shape
- **Specialty Pockets** offer additional tool storage, and a flap on the left pocket keeps them in place
- **Reinforced Double Knees** provide extra durability
- Exclusive **Industrial Stretch Canvas Fabric** is extra tough but wears comfortably all day long
- Styled to **Fit Like a Relaxed Jean** with the professional look of a Work Pant
- **Relaxed Cut Leg** fits easily over work boots
- **Inseam Gusset** offers a better range of motion and roomier fit
- **US Patent #10,004,281**



HONDA® SHORT SLEEVE TECHNICIAN SHIRT

Technician IL-HS IL-LS HW

FABRIC: 4.25 oz. Ripstop
BLEND: 65% Polyester / 35% Cotton
LOGOS: Stocked with logos
COUNTRY OF ORIGIN: Imported

COLOR	LOT NO.	EMBROIDERY	SIZES	
SHORT SLEEVE			Regular	Long
Navy/Lt. Grey/Honda Blue	SY24HD	Left Chest: Light Blue Honda Right Sleeve: Light Blue Honda H	S-4XL	L-2XL



HONDA® LONG SLEEVE TECHNICIAN SHIRT

Technician IL-HS IL-LS HW

FABRIC: 4.25 oz. Ripstop
BLEND: 65% Polyester / 35% Cotton
LOGOS: Stocked with logos
COUNTRY OF ORIGIN: Imported

COLOR	LOT NO.	EMBROIDERY	SIZES	
LONG SLEEVE			Regular	Long
Navy/Lt. Grey/Honda Blue	SY14HD	Left Chest: Light Blue Honda Right Sleeve: Light Blue Honda H	S-3XL	L-2XL



HONDA® TECHNICIAN PANT

Technician IL-HS IL-LS HW

FABRIC: 8 oz. Canvas
BLEND: 54% Polyester / 42% Cotton / 4% Spandex
INSEAM: Stocked with unfinished inseams. Hemming applied at time of order. Standard customization lead times apply.
COUNTRY OF ORIGIN: Imported

COLOR	LOT NO.	EMBROIDERY	SIZES
PANT			
Navy	PT2ANV	None	28-50, even only



HONDA® WOMEN'S TECHNICIAN PANT

Technician IL-HS IL-LS HW

FABRIC: 7.5 oz. Twill

BLEND: 65% Polyester / 35% Cotton

INSEAM: Stocked with unfinished inseams. Hemming applied at time of order. Standard customization lead times apply.

COUNTRY OF ORIGIN: Imported

COLOR	LOT NO.	EMBROIDERY	SIZES
PANT			
Navy	PT21NV	None	2-24



HONDA® TECHNICIAN SHORT

Technician IL-HS IL-LS HW

FABRIC: 8 oz. Canvas

BLEND: 54% Polyester / 42% Cotton / 4% Spandex

INSEAM: 13" inseam for a modern, updated look

COUNTRY OF ORIGIN: Imported

COLOR	LOT NO.	EMBROIDERY	SIZES
SHORT			
Navy	PT4ANV	None	28-50, even only



HONDA® TECHNICIAN COVERALL

Technician IL-HS IL-LS HW

FABRIC: 7.25 oz. Twill

BLEND: 65% Polyester / 35% Cotton

LOGOS: Logo(s) added at time of order. Standard customization lead times apply.

COUNTRY OF ORIGIN: Imported

COLOR	LOT NO.	EMBROIDERY	SIZES	
COVERALL			Regular	Long
Navy	8102NV <i>(shown)</i>	Left Chest: Light Blue Honda Right Sleeve: Light Blue Honda H	34-62	38-58
Navy	8103NV	Left Chest: Light Blue Honda	34-62	38-58



HONDA® TECHNICIAN SHOP COAT

Technician IL-HS IL-LS HW

FABRIC: 7.25 oz. Twill

BLEND: 65% Polyester / 35% Cotton

LOGOS: Logo(s) added at time of order. Standard customization lead times apply.

COUNTRY OF ORIGIN: Imported

COLOR	LOT NO.	EMBROIDERY	SIZES
SHOP COAT			
Navy	8118NV	Left Chest: Light Blue Honda Right Sleeve: Light Blue Honda H	36-58
Navy	8119NV <i>(shown)</i>	Left Chest: Light Blue Honda	36-58



HONDA® SLASH POCKET JACKET

Technician IL-HS IL-LS HW

FABRIC: 7.25 oz. Twill

BLEND: Shell: 65% Polyester / 35% Cotton Lining: 100% Polyester Insulation: 100% Polyester *Insulation content may vary

LOGOS: Logo(s) added at time of order. Standard customization lead times apply.

COUNTRY OF ORIGIN: Imported

COLOR	LOT NO.	EMBROIDERY	SIZES		
OUTERWEAR			Regular	Long	X-Long
Navy	3118NV	Left Chest: Light Blue Honda Right Sleeve: Light Blue Honda H	S-6XL	M-5XL	XL-3XL
Navy	3121NV <i>(shown)</i>	Left Chest: Light Blue Honda	S-6XL	M-5XL	XL-3XL



HONDA® MEN'S SHORT SLEEVE EXECUTIVE OXFORD DRESS SHIRT

Service Advisor IL-LS HW

FABRIC: 4.75 oz. Yarn-dyed Oxford

BLEND: 60% Combed Cotton / 40% Polyester

LOGOS: Logo(s) added at time of order. Standard customization lead times apply.

COUNTRY OF ORIGIN: Imported

COLOR	LOT NO.	EMBROIDERY	SIZES
SHORT SLEEVE			Regular
French Blue	1269FB	Left Chest: Light Blue Honda	Neck: 14.5-21.5
Light Blue	1270LB <i>(shown)</i>	Left Chest: Light Blue Honda	Neck: 14.5-21.5





French Blue



Light Blue

HONDA® MEN'S LONG SLEEVE EXECUTIVE OXFORD DRESS SHIRT

Service Advisor IL-LS HW

FABRIC: 4.75 oz. Yarn-dyed Oxford
BLEND: 60% Combed Cotton / 40% Polyester
LOGOS: Logo(s) added at time of order. Standard customization lead times apply.
COUNTRY OF ORIGIN: Imported

COLOR	LOT NO.	EMBROIDERY	SIZES
LONG SLEEVE			Regular
French Blue	1267FB <i>(shown)</i>	Left Chest: Light Blue Honda	Neck: 14.5-21.5 Sleeve Length: 32-36
Light Blue	1268LB	Left Chest: Light Blue Honda	Neck: 14.5-21.5 Sleeve Length: 32-36



HONDA® WOMEN'S SHORT SLEEVE EXECUTIVE OXFORD DRESS SHIRT

Service Advisor IL-LS HW

FABRIC: 4.75 oz. Yarn-dyed Oxford
BLEND: 60% Combed Cotton / 40% Polyester
LOGOS: Logo(s) added at time of order. Standard customization lead times apply.
COUNTRY OF ORIGIN: Imported

COLOR	LOT NO.	EMBROIDERY	SIZES
SHORT SLEEVE			Regular
Light Blue	1272LB	Left Chest: Light Blue Honda	6-26



HONDA® WOMEN'S LONG SLEEVE EXECUTIVE OXFORD DRESS SHIRT

Service Advisor IL-LS HW

FABRIC: 4.75 oz. Yarn-dyed Oxford
BLEND: 60% Combed Cotton / 40% Polyester
LOGOS: Logo(s) added at time of order. Standard customization lead times apply.
COUNTRY OF ORIGIN: Imported

COLOR	LOT NO.	EMBROIDERY	SIZES
LONG SLEEVE			Regular
Light Blue	1271LB	Left Chest: Light Blue Honda	6-26



HONDA® WOMEN'S SHORT SLEEVE OXFORD DRESS SHIRT

Service Advisor IL-LS HW

FABRIC: 4.75 oz. Yarn-dyed Oxford
BLEND: 60% Cotton / 40% Polyester
LOGOS: Logo(s) added at time of order. Standard customization lead times apply.
COUNTRY OF ORIGIN: Imported

COLOR	LOT NO.	EMBROIDERY	SIZES
SHORT SLEEVE			Regular
French Blue	1274FB	Left Chest: Light Blue Honda	2-26



HONDA® WOMEN'S LONG SLEEVE OXFORD DRESS SHIRT

Service Advisor IL-LS HW

FABRIC: 4.75 oz. Yarn-dyed Oxford
BLEND: 60% Cotton / 40% Polyester
LOGOS: Logo(s) added at time of order. Standard customization lead times apply.
COUNTRY OF ORIGIN: Imported

COLOR	LOT NO.	EMBROIDERY	SIZES
LONG SLEEVE			Regular
French Blue	1273FB	Left Chest: Light Blue Honda	2-26



HONDA® MEN'S SHORT SLEEVE INDUSTRIAL STRIPE WORK SHIRT

Service Advisor IL-HS IL-LS HW

FABRIC: 4.25 oz. Poplin, Mock Oxford, and Broadcloth
BLEND: 65% Polyester / 35% Cotton
LOGOS: Logo(s) added at time of order. Standard customization lead times apply.
COUNTRY OF ORIGIN: Imported

COLOR	LOT NO.	EMBROIDERY	SIZES	
SHORT SLEEVE			Regular	Long
Blue / White Stripe	1276WB	Left Chest: Light Blue Honda	S-6XL	M-5XL



HONDA® MEN'S LONG SLEEVE INDUSTRIAL STRIPE WORK SHIRT

Service Advisor [IL-HS](#) [IL-LS](#) [HW](#)

FABRIC: 4.25 oz. Poplin, Mock Oxford, and Broadcloth
BLEND: 65% Polyester / 35% Cotton
LOGOS: Logo(s) added at time of order. Standard customization lead times apply.
COUNTRY OF ORIGIN: Imported

COLOR	LOT NO.	EMBROIDERY	SIZES	
LONG SLEEVE			Regular	Long
Blue / White Stripe	1275WB	Left Chest: Light Blue Honda	S-6XL	M-5XL




HONDA® MEN'S SHORT SLEEVE POPLIN DRESS SHIRT

Service Advisor [IL-HS](#) [IL-LS](#) [HW](#)

FABRIC: 4.25 oz. Poplin
BLEND: 65% Polyester / 35% Cotton
LOGOS: Logo(s) added at time of order. Standard customization lead times apply.
COUNTRY OF ORIGIN: Imported

COLOR	LOT NO.	EMBROIDERY	SIZES	
SHORT SLEEVE			Regular	Long
Light Blue	1279LB	Left Chest: Light Blue Honda	S-5XL	L-2XL
White	1280WH <i>(shown)</i>	Left Chest: Light Blue Honda	S-5XL	L-2XL




HONDA® MEN'S LONG SLEEVE POPLIN DRESS SHIRT

Service Advisor [IL-HS](#) [IL-LS](#) [HW](#)


FABRIC: 4.25 oz. Poplin
BLEND: 65% Polyester / 35% Cotton
LOGOS: Logo(s) added at time of order. Standard customization lead times apply.
COUNTRY OF ORIGIN: Imported

COLOR	LOT NO.	EMBROIDERY	SIZES
LONG SLEEVE			Regular
Light Blue	1277LB <i>(shown)</i>	Left Chest: Light Blue Honda	S: Sleeve Length 32 M: Sleeve Length 32,34 L-XL: Sleeve Length 32,34,36 2XL-5XL: Sleeve Length 34,36
White	1278WH	Left Chest: Light Blue Honda	S: Sleeve Length 32 M: Sleeve Length 32,34 L-XL: Sleeve Length 32,34,36 2XL-5XL: Sleeve Length 34,36



HONDA® WOMEN'S SHORT SLEEVE POPLIN DRESS SHIRT

Service Advisor IL-HS IL-LS HW




FABRIC: 4.25 oz. Poplin
BLEND: 65% Polyester / 35% Cotton
LOGOS: Logo(s) added at time of order. Standard customization lead times apply.
COUNTRY OF ORIGIN: Imported

COLOR	LOT NO.	EMBROIDERY	SIZES
SHORT SLEEVE			Regular
Light Blue	1283LB	Left Chest: Light Blue Honda	4-24
White	1284WH <i>(shown)</i>	Left Chest: Light Blue Honda	4-24

HONDA® WOMEN'S LONG SLEEVE POPLIN DRESS SHIRT

Service Advisor IL-HS IL-LS HW



FABRIC: 4.25 oz. Poplin
BLEND: 65% Polyester / 35% Cotton
LOGOS: Logo(s) added at time of order. Standard customization lead times apply.
COUNTRY OF ORIGIN: Imported

COLOR	LOT NO.	EMBROIDERY	SIZES
LONG SLEEVE			Regular
Light Blue	1281LB <i>(shown)</i>	Left Chest: Light Blue Honda	4-24
White	1282WH	Left Chest: Light Blue Honda	4-24



White / Blue



Grey / Blue

HONDA® MEN'S SHORT SLEEVE MINI-PLAID UNIFORM SHIRT

Service Advisor IL-HS IL-LS HW

FABRIC: 3.5 oz. Poplin

BLEND: 65% Polyester / 35% Cotton

LOGOS: Logo(s) added at time of order. Standard customization lead times apply.

COUNTRY OF ORIGIN: Imported

COLOR	LOT NO.	EMBROIDERY	SIZES	
SHORT SLEEVE			Regular	Long
White / Blue	1287WB	Left Chest: Light Blue Honda	S-3XL	L-3XL
Grey / Blue	1288GB <i>(shown)</i>	Left Chest: Light Blue Honda	S-3XL	L-3XL



White / Blue



Grey / Blue

HONDA® MEN'S LONG SLEEVE MINI-PLAID UNIFORM SHIRT

Service Advisor IL-HS IL-LS HW

FABRIC: 3.5 oz. Poplin

BLEND: 65% Polyester / 35% Cotton

LOGOS: Logo(s) added at time of order. Standard customization lead times apply.

COUNTRY OF ORIGIN: Imported

COLOR	LOT NO.	EMBROIDERY	SIZES
LONG SLEEVE			Regular
White / Blue	1285WB <i>(shown)</i>	Left Chest: Light Blue Honda	S: Sleeve Length 32/33 M: Sleeve Length 32/33,34/35 L: Sleeve Length 32/33,34/35,36/37 XL: Sleeve Length 34/35, 36/37 2XL-3XL: Sleeve Length 34/35,36/37
Grey / Blue	1286GB	Left Chest: Light Blue Honda	S: Sleeve Length 32/33 M: Sleeve Length 32/33,34/35 L: Sleeve Length 32/33,34/35,36/37 XL: Sleeve Length 34/35, 36/37 2XL-3XL: Sleeve Length 34/35,36/37



HONDA® MEN'S SHORT SLEEVE MOTORSPORTS SHIRT

Parts / Porter IL-HS IL-LS HW

FABRIC: 4.25 oz. Poplin
BLEND: 65% Polyester / 35% Cotton
LOGOS: Logo(s) added at time of order. Standard customization lead times apply.
COUNTRY OF ORIGIN: Imported

COLOR	LOT NO.	EMBROIDERY	SIZES	
SHORT SLEEVE			Regular	Long
Navy / Postman Blue	1295NP	Left Chest: Light Blue Honda Right Sleeve: Light Blue Honda H	S-5XL	M-3XL



HONDA® MEN'S LONG SLEEVE MOTORSPORTS SHIRT

Parts / Porter IL-HS IL-LS HW

FABRIC: 4.25 oz. Poplin
BLEND: 65% Polyester / 35% Cotton
LOGOS: Logo(s) added at time of order. Standard customization lead times apply.
COUNTRY OF ORIGIN: Imported

COLOR	LOT NO.	EMBROIDERY	SIZES	
LONG SLEEVE			Regular	Long
Navy / Postman Blue	1294NP	Left Chest: Light Blue Honda Right Sleeve: Light Blue Honda H	S-5XL	M-3XL



HONDA® MEN'S SHORT SLEEVE SOLID RIPSTOP SHIRT

Parts / Porter IL-HS IL-LS HW

FABRIC: 4.25 oz. Ripstop
BLEND: 65% Polyester / 35% Cotton
LOGOS: Logo(s) added at time of order. Standard customization lead times apply.
COUNTRY OF ORIGIN: Imported

COLOR	LOT NO.	EMBROIDERY	SIZES	
SHORT SLEEVE			Regular	Long
Grey	9873GY <i>(shown)</i>	Left Chest: Light Blue Honda Right Sleeve: Light Blue Honda H	S-3XL	L-2XL
Light Blue	9872LB	Left Chest: Light Blue Honda Right Sleeve: Light Blue Honda H	S-3XL	L-2XL
Navy	9874NV	Left Chest: Light Blue Honda Right Sleeve: Light Blue Honda H	S-3XL	L-2XL



Grey

Light Blue

Navy



HONDA® MEN'S LONG SLEEVE SOLID RIPSTOP SHIRT

Parts / Porter IL-HS IL-LS HW

FABRIC: 4.25 oz. Ripstop
BLEND: 65% Polyester / 35% Cotton
LOGOS: Logo(s) added at time of order. Standard customization lead times apply.
COUNTRY OF ORIGIN: Imported

COLOR	LOT NO.	EMBROIDERY	SIZES	
LONG SLEEVE			Regular	Long
Grey	1296GY	Left Chest: Light Blue Honda Right Sleeve: Light Blue Honda H	S-4XL	L-2XL
Light Blue	1297LB <i>(shown)</i>	Left Chest: Light Blue Honda Right Sleeve: Light Blue Honda H	S-3XL	L-2XL
Navy	1298NV	Left Chest: Light Blue Honda Right Sleeve: Light Blue Honda H	S-3XL	L-2XL



HONDA® MEN'S PERFORMANCE KNIT® FLEX SERIES PRO POLO

Service Advisor IL-HS IL-LS HW

FABRIC: 5.3 oz. Performance Knit
BLEND: 100% Polyester
LOGOS: Logo(s) added at time of order. Standard customization lead times apply.
COUNTRY OF ORIGIN: Imported

COLOR	LOT NO.	EMBROIDERY	SIZES	
SHORT SLEEVE			Regular	
Grey	5179GY	Left Chest: Light Blue Honda	S-6XL	
Navy	5180NV <i>(shown)</i>	Left Chest: Light Blue Honda	S-6XL	
White	5181WH	Left Chest: Light Blue Honda	S-6XL	

HONDA® WOMEN'S PERFORMANCE KNIT® FLEX SERIES PRO POLO

Service Advisor IL-HS IL-LS HW




FABRIC: 5.3 oz. Performance Knit
BLEND: 100% Polyester
LOGOS: Logo(s) added at time of order. Standard customization lead times apply.
COUNTRY OF ORIGIN: Imported

COLOR	LOT NO.	EMBROIDERY	SIZES
SHORT SLEEVE			Regular
Grey	5182GY	Left Chest: Light Blue Honda	XS-3XL
Navy	5183NV	Left Chest: Light Blue Honda	XS-3XL
White	5184WH <i>(shown)</i>	Left Chest: Light Blue Honda	XS-3XL

HONDA® MEN'S CELL PHONE POCKET PANT

Service Advisor, Parts/Porter IL-HS IL-LS HW





FABRIC: 7.5 oz. Twill
BLEND: 65% Polyester / 35% Cotton
COUNTRY OF ORIGIN: Imported

COLOR	LOT NO.	EMBROIDERY	SIZES
MEN'S			
Khaki	PT2CKH	None	28-50, even only
Navy	PT2CNV <i>(shown)</i>	None	28-50, even only



HONDA® MEN'S DURA-KAP® INDUSTRIAL PANT

Service Advisor, Parts / Porter   

FABRIC: 7.5 oz. Twill
BLEND: 65% Polyester / 35% Cotton
COUNTRY OF ORIGIN: Imported

COLOR	LOT NO.	EMBROIDERY	SIZES
MEN'S			
Khaki	PT20KH	None	28-54
Navy	PT20NV <i>(shown)</i>	None	28-60






Khaki



Navy



HONDA® WOMEN'S DURA-KAP® INDUSTRIAL PANT

Service Advisor, Parts / Porter   

FABRIC: 7.5 oz Twill
BLEND: 65% Polyester / 35% Cotton
COUNTRY OF ORIGIN: Imported

COLOR	LOT NO.	EMBROIDERY	SIZES
WOMEN'S			
Khaki	PT21KH	None	2-24, 34U
Navy	PT21NV <i>(shown)</i>	None	2-24, 34U



Khaki



Navy



HONDA® WOMEN'S WORK NMOTION® PANT

Service Advisor, Parts / Porter IL-HS IL-LS HW

FABRIC: 7.5 oz. Stretch Twill

BLEND: 80% Polyester / 20% Cotton

INSEAM: Stocked with unfinished inseams. Hemming applied at time of order. Standard customization lead times apply.

COUNTRY OF ORIGIN: Imported

COLOR	LOT NO.	EMBROIDERY	SIZES
WOMEN'S			
Khaki	PZ33KH	None	2-24
Navy	PZ33NV <i>(shown)</i>	None	2-24



Khaki



Navy



HONDA® MEN'S DELUXE SOFT SHELL JACKET

Outerwear IL-HS IL-LS HW

FABRIC: 10.3 oz. Soft Shell

BLEND: Shell: 96% Polyester / 4% Spandex; Lining: 100% Polyester Fleece

LOGOS: Logo(s) added at time of order. Standard customization lead times apply.

COUNTRY OF ORIGIN: Imported

COLOR	LOT NO.	EMBROIDERY	SIZES
OUTERWEAR			Regular
Navy	3117NV <i>(shown)</i>	Left Sleeve: Light Blue Honda Right Sleeve: Light Blue Honda H	S-4XL
Navy	3120NV	Left Sleeve: Light Blue Honda	S-4XL

HONDA® SOFT SHELL VEST

Outerwear IL-HS IL-LS HW

FABRIC: 10.3 oz. Soft Shell

BLEND: Shell: 96% Polyester / 4% Spandex

Lining: 100% Polyester Fleece

COUNTRY OF ORIGIN: Imported

COLOR	LOT NO.	EMBROIDERY	SIZES
UNISEX			Regular
Navy	5591NV	Center Back: Light Blue Honda	S-4XL



DETAIL - BACK LOGO



HONDA® SOLID TEAM JACKET

Outerwear IL-HS IL-LS HW

FABRIC: 7.25 oz. Twill

BLEND: Shell: 65% Polyester / 35% Cotton Lining: 100% Polyester Insulation: 100% Polyester *Insulation content may vary

LOGOS: Logo(s) added at time of order. Standard customization lead times apply.

COUNTRY OF ORIGIN: Imported

COLOR	LOT NO.	EMBROIDERY	SIZES		
OUTERWEAR			Regular	Long	X-Long
Navy	3119NV	Left Chest: Light Blue Honda Right Sleeve: Light Blue Honda H	S-6XL	M-5XL	XL-3XL
Navy	3122NV <i>(shown)</i>	Left Chest: Light Blue Honda	S-6XL	M-5XL	XL-3XL

HONDA® WEBBED ADJUSTABLE BELT

Accessories

COUNTRY OF ORIGIN: Imported



COLOR	LOT NO.	EMBROIDERY	SIZES
BELT			
Black	AB14BK	None	M-L

HONDA® ZEROSKRATCH™ LEATHER BELT

Accessories

FABRIC: 100% Leather

COUNTRY OF ORIGIN: Imported



COLOR	LOT NO.	EMBROIDERY	SIZES
BELT			
Black	AB12BK	None	S-XL

HONDA® WORK GLOVE

Accessories HW



FABRIC: Lightweight, two-way stretch spandex material for high breathability and comfort

BLEND: 38% Synthetic Leather / 38% Polyester / 10% Neoprene / 5% Elastane

COUNTRY OF ORIGIN: Imported

COLOR	LOT NO.	EMBROIDERY	SIZES
MEN'S			Regular
Black / Charcoal	AG10CH	None	M-XL

EMBROIDERY GUIDE

Honda® Logo



LIGHT BLUE

Honda® H Logo



LIGHT BLUE

For more information, contact your local uniform supplier or call 1-800-REDKAP1.

CAUTION: Garments contained on this flyer do not provide protection from ignition sources, molten substances or chemical exposure. Special flame-resistant garments are available if required. Product images shown here are photomechanically reproduced. As a result, colors may vary from actual fabric samples.

IL-HS INDUSTRIAL LAUNDRY - HEAVY SOIL **IL-OB** INDUSTRIAL LAUNDRY - OILBLOK
IL-LS INDUSTRIAL LAUNDRY - LIGHT SOIL **HW** HOME WASH