



I N F I N I T I [®]

IMAGE APPAREL PROGRAM



INFINITI® SHORT SLEEVE TECHNICIAN SHIRT

FEATURES AND BENEFITS

- Comfortable, breathable **Touchtex™ Fabric** keeps you dry while resisting stains and holding its color
- **Ripstop Fabric** is lightweight and breathable but extra durable and 75% stronger than other poplin workwear fabrics
- A **Racer Collar** provides a stylish look and professional appearance
- An eye-catching **Colorblock Design** with contrast gussets draws inspiration from car culture
- A handy **Sleeve Utility Pocket** and **Pencil Pocket** on the left chest keep a tire gauge or other small tools close at hand
- **Covered Snaps** keep a vehicle's perfect paint job polished and protected
- Full **Underarm Gussets** provide improved range of motion and additional comfort
- Cornerless **Hex Pockets** resist dirt and lint buildup while strategically-placed **Bartacks** add extra strength to prevent rips
- A **Straight-bottom Hem** offers maximum comfort and style and looks great tucked in or left out
- **Double-Stitched Seams** provide maximum strength so your uniform lasts longer
- **Reflective Striping** on shoulders and back for improved visibility
- Stocked with **Infiniti logo** on center back yoke
- **Technician Name Emblem** and **Dealership Name Emblem** (black emblems with black trim/letter in grey thread) are recommended by Infiniti Corporate for brand standard compliance. Contact your uniform service provider for additional information.



INFINITI® TECHNICIAN PANT

FEATURES AND BENEFITS

- **Covered Waistband Button** will not scratch a vehicle's paint job
- **Stretch Waistband** expands when you need it most, then forms back into shape
- **Specialty Pockets** offer additional tool storage, and a flap on the left pocket keeps them in place
- Reinforced **Double Knees** provide extra durability
- Exclusive **Industrial Stretch Canvas Fabric** is extra tough but wears comfortably all day long
- Styled to **Fit Like a Relaxed Jean** with the professional look of a Work Pant
- **Relaxed Cut Leg** fits easily over work boots
- **Inseam Gusset** offers a better range of motion and roomier fit
- **US Patent** 10,004,281



INFINITI® SHORT SLEEVE TECHNICIAN SHIRT

Technician IL-HS IL-LS HW

FABRIC: 4.25 oz. Ripstop

BLEND: 65% Polyester / 35% Cotton

LOGOS: SY24IN: Stocked with logos. 1340IN: Sleeve logo added at time of order. Standard customization lead times apply.

COUNTRY OF ORIGIN: Imported

COLOR	LOT NO.	EMBROIDERY	SIZES	
SHORT SLEEVE			Regular	Long
Black / Charcoal	SY24IN (shown)	Back Yoke: Metallic Infiniti	S-3XL	L-2XL
Black / Charcoal	1340IN	Back Yoke: Metallic Infiniti Right Sleeve: Metallic Express	S-3XL	L-2XL



INFINITI® LONG SLEEVE TECHNICIAN SHIRT

Technician IL-HS IL-LS HW

FABRIC: 4.25 oz. Ripstop

BLEND: 65% Polyester / 35% Cotton

LOGOS: SY14IN: Stocked with logos. 1339IN: Sleeve logo added at time of order. Standard customization lead times apply.

COUNTRY OF ORIGIN: Imported

COLOR	LOT NO.	EMBROIDERY	SIZES	
LONG SLEEVE			Regular	Long
Black / Charcoal	SY14IN (shown)	Back Yoke: Metallic Infiniti	S-3XL	L-2XL
Black / Charcoal	1339IN	Back Yoke: Metallic Infiniti Right Sleeve: Metallic Express	S-3XL	L-2XL



INFINITI® TECHNICIAN PANT

Technician IL-HS IL-LS HW

FABRIC: 8 oz. Canvas

BLEND: 54% Polyester / 42% Cotton / 4% Spandex

INSEAM: Stocked with unfinished inseams. Hemming applied at time of order. Standard customization lead times apply.

COUNTRY OF ORIGIN: Imported

COLOR	LOT NO.	EMBROIDERY	SIZES
PANT			
Black	PT2ABK	None	28-50, even only



INFINITI® TECHNICIAN SHORT

Technician IL-HS IL-LS HW

FABRIC: 8 oz. Canvas
BLEND: 54% Polyester / 42% Cotton / 4% Spandex
INSEAM: 13" inseam for a modern, updated look
COUNTRY OF ORIGIN: Imported

COLOR	LOT NO.	EMBROIDERY	SIZES
SHORT			
Black	PT4ABK	None	28-50, even only



INFINITI® BULWARK® PREMIUM FLAME-RESISTANT COVERALL

Vehicle High Voltage Systems IL-HS IL-LS HW

FABRIC: EXCEL FR® Flame-resistant, 9 oz. (305 g/m²) Twill 100% Cotton
LOGOS: Logo(s) added at time of order. Standard customization lead times apply.
PROTECTION: Arc Rating ATPV 11 calories/cm²
COUNTRY OF ORIGIN: Imported

COLOR	LOT NO.	EMBROIDERY	SIZES	
COVERALL			Regular	Long
Medium Grey	8105GY (shown)	Left Chest: Metallic Infiniti Left Sleeve: Zero Emissions	38-54	42-52
Medium Grey	8106GY	Left Chest: Metallic Infiniti Right Sleeve: Metallic Express Left Sleeve: Zero Emissions	38-54	42-52

INFINITI® ZEROSKRATCH™ LEATHER BELT

Technician

FABRIC: 100% Leather
LOGOS: Stocked with logo
COUNTRY OF ORIGIN: Imported

COLOR	LOT NO.	EMBROIDERY	SIZES
BELT			
Black	AB12BK	None	S-XL



INFINITI® MEN'S SHORT SLEEVE EXECUTIVE OXFORD DRESS SHIRT

Service Advisor IL-LS HW



Grey



White

FABRIC: 4.75 oz. Yarn-dyed Oxford (colors and stripes); 5 oz. Yarn-dyed Oxford (white)

BLEND: 60% Combed Cotton / 40% Polyester

LOGOS: Logo(s) added at time of order. Standard customization lead times apply.

COUNTRY OF ORIGIN: Imported

COLOR	LOT NO.	EMBROIDERY	SIZES
SHORT SLEEVE			Regular
Grey	1349GY (shown)	Left Chest: Metallic Ininiti	Neck: 14.5-22.5
Grey	1350GY	Left Chest: Metallic Ininiti Right Sleeve: Metallic Express	Neck: 14.5-22.5
White	1351WH	Left Chest: Metallic Ininiti	Neck: 14.5-22.5
White	1352WH	Left Chest: Metallic Ininiti Right Sleeve: Metallic Express	Neck: 14.5-22.5

INFINITI® MEN'S LONG SLEEVE EXECUTIVE OXFORD DRESS SHIRT

Service Advisor IL-LS HW



Grey



White


FABRIC: 4.75 oz. Yarn-dyed Oxford (colors and stripes); 5 oz. Yarn-dyed Oxford (white)

BLEND: 60% Combed Cotton / 40% Polyester

LOGOS: Logo(s) added at time of order. Standard customization lead times apply.

COUNTRY OF ORIGIN: Imported

COLOR	LOT NO.	EMBROIDERY	SIZES	
LONG SLEEVE			Regular	Long
Grey	1343GY	Left Chest: Metallic Ininiti	Neck: 14.5-22.5 Sleeve Length: 32-37	Neck: 14.5-22.5 Sleeve Length: 32-37
Grey	1344GY (shown)	Left Chest: Metallic Ininiti Right Sleeve: Metallic Express	Neck: 14.5-22.5 Sleeve Length: 32-37	Neck: 14.5-22.5 Sleeve Length: 32-37
White	1345WH	Left Chest: Metallic Ininiti	Neck: 14.5-22.5 Sleeve Length: 32-37	Neck: 14.5-22.5 Sleeve Length: 32-37
White	1346WH	Left Chest: Metallic Ininiti Right Sleeve: Metallic Express	Neck: 14.5-22.5 Sleeve Length: 32-37	Neck: 14.5-22.5 Sleeve Length: 32-37




INFINITI® WOMEN'S SHORT SLEEVE EXECUTIVE OXFORD DRESS SHIRT

Service Advisor IL-LS HW

FABRIC: 4.75 oz. Yarn-dyed Oxford (colors and stripes); 5 oz. Yarn-dyed Oxford (white)
BLEND: 60% Combed Cotton / 40% Polyester
LOGOS: Logo(s) added at time of order. Standard customization lead times apply.
COUNTRY OF ORIGIN: Imported

COLOR	LOT NO.	EMBROIDERY	SIZES
SHORT SLEEVE			Regular
Grey	1357GY	Left Chest: Metallic Infiniti	6-26
Grey	1358GY	Left Chest: Metallic Infiniti Right Sleeve: Metallic Express	6-26
White	1359WH (shown)	Left Chest: Metallic Infiniti	6-26
White	1360WH	Left Chest: Metallic Infiniti Right Sleeve: Metallic Express	6-26



INFINITI® WOMEN'S LONG SLEEVE EXECUTIVE OXFORD DRESS SHIRT


Service Advisor IL-LS HW

FABRIC: 4.75 oz. Yarn-dyed Oxford (colors and stripes); 5 oz. Yarn-dyed Oxford (white)
BLEND: 60% Combed Cotton / 40% Polyester
LOGOS: Logo(s) added at time of order. Standard customization lead times apply.
COUNTRY OF ORIGIN: Imported

COLOR	LOT NO.	EMBROIDERY	SIZES
LONG SLEEVE			Regular
Grey	1353GY (shown)	Left Chest: Metallic Infiniti	6-26
Grey	1354GY	Left Chest: Metallic Infiniti Right Sleeve: Metallic Express	6-26
White	1355WH	Left Chest: Metallic Infiniti	6-26
White	1356WH	Left Chest: Metallic Infiniti Right Sleeve: Metallic Express	6-26

INFINITI® MEN'S PERFORMANCE KNIT® SHORT SLEEVE FLEX SERIES PRO POLO

Service Advisor IL-HS IL-LS HW




FABRIC: 5.3 oz. Performance Knit
BLEND: 100% Polyester
LOGOS: Logo(s) added at time of order. Standard customization lead times apply.
COUNTRY OF ORIGIN: Imported

COLOR	LOT NO.	EMBROIDERY	SIZES
SHORT SLEEVE			Regular
Black	5199BK	Left Chest: Metallic Infiniti	S-6XL
Black	5200BK	Left Chest: Metallic Infiniti Right Sleeve: Metallic Express	S-6XL
Grey	5197GY (shown)	Left Chest: Metallic Infiniti	S-6XL
Grey	5198GY	Left Chest: Metallic Infiniti Right Sleeve: Metallic Express	S-6XL
White	5201WH	Left Chest: Metallic Infiniti	S-6XL
White	5202WH	Left Chest: Metallic Infiniti Right Sleeve: Metallic Express	S-6XL

INFINITI® WOMEN'S PERFORMANCE KNIT® SHORT SLEEVE FLEX SERIES PRO POLO

Service Advisor IL-HS IL-LS HW



FABRIC: 5.3 oz. Performance Knit
BLEND: 100% Polyester
LOGOS: Logo(s) added at time of order. Standard customization lead times apply.
COUNTRY OF ORIGIN: Imported

COLOR	LOT NO.	EMBROIDERY	SIZES
SHORT SLEEVE			Regular
Black	5205BK (shown)	Left Chest: Metallic Infiniti	XS-3XL
Black	5206BK	Left Chest: Metallic Infiniti Right Sleeve: Metallic Express	XS-3XL
Grey	5203GY	Left Chest: Metallic Infiniti	XS-3XL
Grey	5204GY	Left Chest: Metallic Infiniti Right Sleeve: Metallic Express	XS-3XL
White	5207WH	Left Chest: Metallic Infiniti	XS-3XL
White	5208WH	Left Chest: Metallic Infiniti Right Sleeve: Metallic Express	XS-3XL



INFINITI® MEN'S SHORT SLEEVE SOLID RIPSTOP SHIRT

Parts / Porter IL-HS IL-LS HW

FABRIC: 4.25 oz. Ripstop
BLEND: 65% Polyester / 35% Cotton
LOGOS: Logo(s) added at time of order. Standard customization lead times apply.
COUNTRY OF ORIGIN: Imported

COLOR	LOT NO.	EMBROIDERY	SIZES	
SHORT SLEEVE			Regular	Long
Black	9875BK (shown)	Left Chest: Metallic Infiniti	S-3XL	L-2XL
Black	9877BK	Left Chest: Metallic Infiniti Right Sleeve: Metallic Express	S-3XL	L-2XL
Grey	9876BK	Left Chest: Metallic Infiniti	S-3XL	L-2XL
Grey	9878GY	Left Chest: Metallic Infiniti Right Sleeve: Metallic Express	S-3XL	L-2XL




INFINITI® MEN'S LONG SLEEVE SOLID RIPSTOP SHIRT

Parts / Porter IL-HS IL-LS HW

FABRIC: 4.25 oz. Ripstop
BLEND: 65% Polyester / 35% Cotton
LOGOS: Logo(s) added at time of order. Standard customization lead times apply.
COUNTRY OF ORIGIN: Imported

COLOR	LOT NO.	EMBROIDERY	SIZES	
LONG SLEEVE			Regular	Long
Black	1361BK	Left Chest: Metallic Infiniti	S-3XL	L-2XL
Black	1362BK	Left Chest: Metallic Infiniti Right Sleeve: Metallic Express	S-3XL	L-2XL
Grey	1363GY (shown)	Left Chest: Metallic Infiniti	S-3XL	L-2XL
Grey	1364GY	Left Chest: Metallic Infiniti Right Sleeve: Metallic Express	S-3XL	L-2XL



INFINITI® WOMEN'S WORK NMOTION® PANT

Service Advisor, Parts / Porter IL-HS IL-LS HW

FABRIC: 7.75 oz. Stretch Twill
BLEND: 80% Polyester / 20% Cotton
INSEAM: Stocked with unfinished inseams. Hemming applied at time of order. Standard customization lead times apply.
COUNTRY OF ORIGIN: Imported

COLOR	LOT NO.	EMBROIDERY	SIZES
PANT			
Black	PZ33BK	None	2-24



INFINITI® MEN'S WORK NMOTION® PANT

Service Advisor, Parts / Porter IL-HS IL-LS HW

FABRIC: 7.75 oz. Stretch Twill

BLEND: 80% Polyester / 20% Cotton

INSEAM: Stocked with unfinished inseams. Hemming applied at time of order. Standard customization lead times apply.

COUNTRY OF ORIGIN: Imported

COLOR	LOT NO.	EMBROIDERY	SIZES
PANT			
Black	PZ20BK	None	28-52



INFINITI® MEN'S DELUXE SOFT SHELL JACKET

Outerwear IL-HS IL-LS HW

FABRIC: 10.3 oz. Soft Shell

BLEND: Shell: 96% Polyester / 4% Spandex; Lining: 100% Polyester Fleece

LOGOS: Logo(s) added at time of order. Standard customization lead times apply.

COUNTRY OF ORIGIN: Imported

COLOR	LOT NO.	EMBROIDERY	SIZES
OUTERWEAR			Regular
Black	3127BK (shown)	Left Sleeve: Metallic Infiniti	S-4XL
Black	3128BK	Left Sleeve: Metallic Infiniti Right Sleeve: Metallic Express	S-4XL



INFINITI® WOMEN'S DELUXE SOFT SHELL JACKET

Outerwear IL-HS IL-LS HW

FABRIC: 10.3 oz. Soft Shell

BLEND: Shell: 96% Polyester / 4% Spandex; Lining: 100% Polyester Fleece

LOGOS: Logo(s) added at time of order. Standard customization lead times apply.

COUNTRY OF ORIGIN: Imported

COLOR	LOT NO.	EMBROIDERY	SIZES
OUTERWEAR			Regular
Black	5480BK (shown)	Left Sleeve: Metallic Infiniti	XS-3XL
Black	5481BK	Left Sleeve: Metallic Infiniti Right Sleeve: Metallic Express	XS-3XL



INFINITI® SOFT SHELL VEST

Outerwear **IL-HS** **IL-LS** **HW**

FABRIC: 10.3 oz. Soft Shell

BLEND: Shell: 96% Polyester / 4% Spandex; Lining: 100% Polyester Fleece

LOGOS: Logo(s) added at time of order. Standard customization lead times apply.

COUNTRY OF ORIGIN: Imported

COLOR	LOT NO.	EMBROIDERY	SIZES
UNISEX			Regular
Black	5601BK	Center Back: Metallic Infiniti	S-4XL

INFINITI® BALL CAP

Accessories



FABRIC: 100% Polyester

LOGOS: Logo(s) added at time of order. Standard customization lead times apply.

COUNTRY OF ORIGIN: Imported

COLOR	LOT NO.	EMBROIDERY	SIZES
SHORT SLEEVE			
Black	7102BK	Left Chest: Metallic Infiniti	One Size Fits All

INFINITI® WEBBED ADJUSTABLE BELT

Accessories



FABRIC: 100% Leather

COUNTRY OF ORIGIN: Imported

COLOR	LOT NO.	EMBROIDERY	SIZES
BELT			
Black	AB14BK	None	M-L

EMBROIDERY GUIDE

Infiniti® Logo



METALLIC

Infiniti® Express Logo



METALLIC

Zero Emissions Logo



AQUA

For more information, contact your local uniform supplier or call 1-800-REDKAP1.

CAUTION: Garments contained on this flyer do not provide protection from ignition sources, molten substances or chemical exposure. Special flame-resistant garments are available if required. Product images shown here are photomechanically reproduced. As a result, colors may vary from actual fabric samples.

IL-HS INDUSTRIAL LAUNDRY - HEAVY SOIL **IL-OB** INDUSTRIAL LAUNDRY - OILBLOK
IL-LS INDUSTRIAL LAUNDRY - LIGHT SOIL **HW** HOME WASH