



SUBARU®

Image Apparel Program




SUBARU® SHORT SLEEVE TECHNICIAN SHIRT

- Comfortable, breathable **Touchtex™ Fabric** keeps you dry while resisting stains and holding its color
- **Ripstop Fabric** is lightweight and breathable but extra durable and 75% stronger than other poplin workwear fabrics
- Sewn-In **Collar Stays** reinforce a polished, professional look
- Full **Underarm Gussets** provide improved range of motion and additional comfort
- A handy **Sleeve Utility Pocket** and Pencil Pocket on the left chest keep a tire gauge or other small tools close at hand
- Button-Closure **Chest Pockets** keep items safe and secure
- Cornerless **Hex Pockets** resist dirt and lint buildup while strategically placed
- **Bartacks** add extra strength to prevent rips
- **Double-Stitched Seams** provide maximum strength so your uniform lasts longer
- **Custom Striping** and an eye-catching Colorblock Design draw inspiration from car culture
- Stocked with **Subaru Quality Driven Service** logo on left chest and **Subaru logo** on center back yoke



Center Back Logo



Left Chest Logo

SUBARU® TECHNICIAN PANT

FEATURES AND BENEFITS

- **Covered Waistband Button** will not scratch a vehicle's paint job
- **Stretch Waistband** expands when you need it most, then forms back into shape
- **Specialty Pockets** offer additional tool storage, and a flap on the left pocket keeps them in place
- Reinforced **Double Knees** provide extra durability
- Exclusive **Industrial Stretch Canvas Fabric** is extra tough but wears comfortably all day long
- Styled to **Fit Like a Relaxed Jean** with the professional look of a Work Pant
- **Relaxed Cut Leg** fits easily over work boots
- **Inseam Gusset** offers a better range of motion and roomier fit
- **US Patent #10,004,281**

Official Subaru® Dealership Uniforms offered exclusively by Red Kap®. All garments are solely intended for use by Subaru® dealership employees. All other use is prohibited. "Subaru" is a registered trademark of Fuji Heavy Industries and used under license to Workwear Outfitters, Inc.



SUBARU® SHORT SLEEVE TECHNICIAN SHIRT

Technician IL-HS IL-LS HW

FABRIC: 4.25 oz. Ripstop
BLEND: 65% Polyester / 35% Cotton
LOGOS: Stocked with logos
COUNTRY OF ORIGIN: Imported

COLOR	LOT NO.	EMBROIDERY	SIZES
MEN'S SHORT SLEEVE			Regular
Royal Blue / Charcoal	SY24SU	Left Chest: Black Quality Driven Service Center Back: Black Subaru	S-3XL



SUBARU® LONG SLEEVE TECHNICIAN SHIRT

Technician IL-HS IL-LS HW

FABRIC: 4.25 oz. Ripstop
BLEND: 65% Polyester / 35% Cotton
LOGOS: SY14IN: Stocked with logos. 1339IN: Sleeve logo added at time of order. Standard customization lead times apply.
COUNTRY OF ORIGIN: Imported

COLOR	LOT NO.	EMBROIDERY	SIZES	
MEN'S LONG SLEEVE			Regular	Long
Royal Blue / Charcoal	SY14SU	Left Chest: Black Quality Driven Service Center Back: Black Subaru	S-3XL	L-2XL



SUBARU® TECHNICIAN PANT

Technician IL-HS IL-LS HW

FABRIC: 8 oz. Canvas
BLEND: 54% Polyester / 42% Cotton / 4% Spandex
INSEAM: Stocked with unfinished inseams. Hemming applied at time of order. Standard customization lead times apply.
COUNTRY OF ORIGIN: Imported

COLOR	LOT NO.	EMBROIDERY	SIZES
PANT			
Black	PT2ABK	None	28-48 even sizes only



SUBARU® LIGHTWEIGHT TECHNICIAN PANT

Technician IL-HS IL-LS HW

FABRIC: 6.5 oz. Twill Ripstop

BLEND: 70% Polyester / 28% Cotton / 2% Spandex

INSEAM: Stocked with unfinished inseams. Hemming applied at time of order. Standard customization lead times apply.

COUNTRY OF ORIGIN: Imported

COLOR	LOT NO.	EMBROIDERY	SIZES
PANT			Regular
Black	PT2LBK	None	28-50 even sizes only



SUBARU® TECHNICIAN TEAM JACKET

Outerwear IL-HS IL-LS HW

FABRIC: 7.25 oz. Twill

BLEND: Shell: 65% Polyester / 35% Cotton Lining: 100% Polyester Insulation: 100% Polyester *Insulation content may vary

LOGOS: Logo(s) added at time of order. Standard customization lead times apply.

COUNTRY OF ORIGIN: Imported

COLOR	LOT NO.	EMBROIDERY	SIZES
OUTERWEAR			Regular Long
Black	SUJ2BK	Left Chest: Grey Subaru	S-6XL L-4XL



SUBARU® ZEROSKRATCH™ LEATHER BELT

Technician

FABRIC: 100% Leather

COUNTRY OF ORIGIN: Imported

COLOR	LOT NO.	EMBROIDERY
BELT		
Black	AB12BK	None


SUBARU® WOMEN'S SHORT SLEEVE TECHNICIAN SHIRT



- Comfortable, breathable **Touchtex™ Fabric** keeps you dry while resisting stains and holding its color
- **Ripstop Fabric** is lightweight and breathable but extra durable and 75% stronger than other poplin workwear fabrics
- Sewn-In **Collar Stays** reinforce a polished, professional look
- Full **Underarm Gussets** provide improved range of motion and additional comfort
- A handy **Sleeve Utility Pocket** and Pencil Pocket on the left chest keep a tire gauge or other small tools close at hand
- Button-Closure **Chest Pockets** keep items safe and secure
- Cornerless **Hex Pockets** resist dirt and lint buildup while strategically placed
- **Bartacks** add extra strength to prevent rips
- **Double-Stitched Seams** provide maximum strength so your uniform lasts longer
- **Custom Striping** and an eye-catching Colorblock Design draw inspiration from car culture
- Stocked with **Subaru Quality Driven Service** logo on left chest and **Subaru logo** on center back yoke



Center Back Logo



Left Chest Logo

SUBARU® WOMEN'S TECHNICIAN PANT

FEATURES AND BENEFITS

- Exclusive **Ripstop Fabric** is lightweight and breathable but 75% stronger than common workwear fabrics
- **Covered Buttons** keep painted surfaces polished and protected - part of the ZeroScratch collection of worry-free uniforms
- **Durable Water Repellent (DWR) Finish** protects from the inevitable spills, splashes and Mother Nature
- **Inseam Gusset** offers more room to crouch, bend and stretch with ease
- **Stretch Waistband** expands when needed most then forms back into shape
- **Cell Phone Pocket** with hidden snap to keep items secure
- **Straight Fit** combines the durability of a work pant with the comfort of jeans



SUBARU® WOMEN'S SHORT SLEEVE TECHNICIAN SHIRT

Technician IL-HS IL-LS HW

FABRIC: 4.25 oz. Ripstop

BLEND: 65% Polyester / 35% Cotton

LOGOS: Stocked with logos

COUNTRY OF ORIGIN: Imported

COLOR	LOT NO.	EMBROIDERY	SIZES
WOMEN'S SHORT SLEEVE			Regular
Royal Blue / Charcoal	SY23SU	Left Chest: Black Quality Driven Service Center Back: Black Subaru	S-L



SUBARU® WOMEN'S LONG SLEEVE TECHNICIAN SHIRT

Technician IL-HS IL-LS HW

FABRIC: 4.25 oz. Ripstop

BLEND: 65% Polyester / 35% Cotton

LOGOS: SY14IN: Stocked with logos. 1339IN: Sleeve logo added at time of order. Standard customization lead times apply.

COUNTRY OF ORIGIN: Imported

COLOR	LOT NO.	EMBROIDERY	SIZES
WOMEN'S LONG SLEEVE			Regular
Royal Blue / Charcoal	SY13SU	Left Chest: Black Quality Driven Service Center Back: Black Subaru	S-L



SUBARU® WOMEN'S TECHNICIAN PANT

Technician IL-HS IL-LS HW

FABRIC: 6.5 oz. Twill Ripstop

BLEND: 70% Polyester / 28% Cotton / 2% Spandex

INSEAM: Stocked with unfinished inseams. Hemming applied at time of order. Standard customization lead times apply.

COUNTRY OF ORIGIN: Imported

COLOR	LOT NO.	EMBROIDERY	SIZES
PANT			
Black	PT3LBK	None	02-30



SUBARU® MEN'S SHORT SLEEVE EXECUTIVE OXFORD DRESS SHIRT

Service Advisor **IL** **LS** **HW**

FABRIC: 4.75 oz. Yarn-dyed Oxford (colors); 5 oz. Yarn-dyed Oxford (white)
BLEND: 60% Combed Cotton / 40% Polyester
LOGOS: Logo(s) added at time of order. Standard customization lead times apply.
COUNTRY OF ORIGIN: Imported

COLOR	LOT NO.	EMBROIDERY	SIZES	
SHORT SLEEVE			Regular	Long
French Blue	SUM2FB	Left Chest: Grey Subaru	Neck: 14-21.5 Sleeve length: 32-36	Neck: 15.5-21.5 Sleeve length: 32-36
Grey	SUM1GY (shown)	Left Chest: Black Subaru	Neck: 14-21.5 Sleeve length: 32-36	Neck: 15.5-21.5 Sleeve length: 32-36
White	1349WH	Left Chest: Black Subaru	Neck: 14-21.5 Sleeve length: 32-36	Neck: 15.5-21.5 Sleeve length: 32-36



SUBARU® MEN'S LONG SLEEVE EXECUTIVE OXFORD DRESS SHIRT

Service Advisor **IL** **LS** **HW**

FABRIC: 4.75 oz. Yarn-dyed Oxford (colors); 5 oz. Yarn-dyed Oxford (white)
BLEND: 60% Combed Cotton / 40% Polyester
LOGOS: Logo(s) added at time of order. Standard customization lead times apply.
COUNTRY OF ORIGIN: Imported

COLOR	LOT NO.	EMBROIDERY	SIZES	
LONG SLEEVE			Regular	
French Blue	SUM5FB (shown)	Left Chest: Grey Subaru	Neck: 14-22.5 Sleeve length: 32-36	
Grey	SUB4GY	Left Chest: Black Subaru	Neck: 14-22.5 Sleeve length: 32-36	
White	SUM6WH	Left Chest: Black Subaru	Neck: 14-22.5 Sleeve length: 32-36	



Grey



White

SUBARU® WOMEN'S SHORT SLEEVE EXECUTIVE OXFORD DRESS SHIRT

Service Advisor IL-LS HW

FABRIC: 4.75 oz. Yarn-dyed Oxford (colors); 5 oz. Yarn-dyed Oxford (white)

BLEND: 60% Combed Cotton / 40% Polyester

LOGOS: Logo(s) added at time of order. Standard customization lead times apply.

COUNTRY OF ORIGIN: Imported

COLOR	LOT NO.	EMBROIDERY	SIZES
SHORT SLEEVE			Regular
Grey	SUW1GY	Left Chest: Black Subaru	2-24
White	SUW2WH (shown)	Left Chest: Black Subaru	2-24



Grey



White

SUBARU® WOMEN'S LONG SLEEVE EXECUTIVE OXFORD DRESS SHIRT

Service Advisor IL-LS HW

FABRIC: 4.75 oz. Yarn-dyed Oxford (colors); 5 oz. Yarn-dyed Oxford (white)

BLEND: 60% Combed Cotton / 40% Polyester

LOGOS: Logo(s) added at time of order. Standard customization lead times apply.

COUNTRY OF ORIGIN: Imported

COLOR	LOT NO.	EMBROIDERY	SIZES
LONG SLEEVE			Regular
Grey	SUM7GY (shown)	Left Chest: Black Subaru	6-26
White	SUW4WH	Left Chest: Black Subaru	6-26



SUBARU® WOMEN'S SHORT SLEEVE OXFORD DRESS SHIRT

Service Advisor IL-LS HW

FABRIC: 4.75 oz. Yarn-dyed Oxford

BLEND: 60% Combed Cotton / 40% Polyester

LOGOS: Logo(s) added at time of order. Standard customization lead times apply.

COUNTRY OF ORIGIN: Imported

COLOR	LOT NO.	EMBROIDERY	SIZES
SHORT SLEEVE			Regular
French Blue	SUW3FB	Left Chest: Grey Subaru	2-26



SUBARU® WOMEN'S LONG SLEEVE OXFORD DRESS SHIRT

Service Advisor **IL-LS** **HW**

FABRIC: 4.75 oz. Yarn-dyed Oxford

BLEND: 60% Combed Cotton / 40% Polyester

LOGOS: Logo(s) added at time of order. Standard customization lead times apply.

COUNTRY OF ORIGIN: Imported

COLOR	LOT NO.	EMBROIDERY	SIZES
LONG SLEEVE			Regular
French Blue	SUW5FB	Left Chest: Grey Subaru	2-26



SUBARU® MEN'S SHORT SLEEVE PERFORMANCE KNIT® FLEX SERIES PRO POLO

Service Advisor **IL-HS** **IL-LS** **HW**


FABRIC: 5.3 oz. Performance Knit

BLEND: 100% Polyester

LOGOS: Logo(s) added at time of order. Standard customization lead times apply.

COUNTRY OF ORIGIN: Imported

COLOR	LOT NO.	EMBROIDERY	SIZES
SHORT SLEEVE			Regular
Black	SUK0BK	Left Chest: Grey Subaru	S-6XL
Grey	SUK1GY	Left Chest: Black Subaru	S-6XL
Medium Blue	SUK2MB	Left Chest: Black Subaru	S-6XL
Royal Blue	SUK3RB	Left Chest: Grey Subaru	S-6XL
White	SUK4WH (shown)	Left Chest: Black Subaru	S-6XL





SUBARU® WOMEN'S SHORT SLEEVE PERFORMANCE KNIT® FLEX SERIES PRO POLO

Service Advisor IL-LS HW

FABRIC: 5.3 oz. Performance Knit

BLEND: 100% Polyester

LOGOS: Logo(s) added at time of order. Standard customization lead times apply.

COUNTRY OF ORIGIN: Imported

COLOR	LOT NO.	EMBROIDERY	SIZES
SHORT SLEEVE			Regular
Black	SUK5BK	Left Chest: Grey Subaru	XS-3XL
Grey	SUK6GY	Left Chest: Black Subaru	XS-3XL
Medium Blue	SUK7MB	Left Chest: Black Subaru	XS-3XL
Royal Blue	SUK84B (shown)	Left Chest: Grey Subaru	XS-3XL
White	SUK9WH	Left Chest: Black Subaru	XS-3XL



SUBARU® MEN'S CELL PHONE POCKET PANT

Service Advisor IL-HS IL-LS HW

FABRIC: 7.5 oz. Twill

BLEND: 65% Polyester / 35% Cotton

INSEAM: Stocked with unfinished inseams. emming applied at time of order. Standard customization lead times apply.

COUNTRY OF ORIGIN: Imported

COLOR	LOT NO.	EMBROIDERY	SIZES
PANT			
TruBlack	PT2CBK (shown)	None	28-50
Charcoal	PT2CCH	None	28-50
Khaki	PT2CKH	None	28-50



SUBARU® WOMEN'S WORK NMOTION® PANT

Service Advisor IL-HS IL-LS HW

FABRIC: 7.75 oz. Stretch Twill

BLEND: 80% Polyester / 20% Cotton

INSEAM: Stocked with unfinished inseams. emming applied at time of order. Standard customization lead times apply.

COUNTRY OF ORIGIN: Imported

COLOR	LOT NO.	EMBROIDERY	SIZES
PANT			
Black	PZ33BK (shown)	None	2-24
Charcoal	PZ33CH	None	2-24
Khaki	PZ33KH	None	2-24



SUBARU® MEN'S DELUXE SOFT SHELL JACKET

Outerwear IL-HS IL-LS HW

FABRIC: 10.3 oz. Soft Shell

BLEND: Shell: 96% Polyester / 4% Spandex; Lining: 100% Polyester Fleece

LOGOS: Logo(s) added at time of order. Standard customization lead times apply.

COUNTRY OF ORIGIN: Imported

COLOR	LOT NO.	EMBROIDERY	SIZES
OUTERWEAR			Regular
Black	SUJ1BK	Left Sleeve: Grey Subaru	S-4XL
Charcoal	SUJ3CH (shown)	Left Sleeve: Black Subaru	S-4XL



SUBARU® WOMEN'S DELUXE SOFT SHELL JACKET

Outerwear IL-HS IL-LS HW

FABRIC: 10.3 oz. Soft Shell

BLEND: Shell: 96% Polyester / 4% Spandex; Lining: 100% Polyester Fleece

LOGOS: Logo(s) added at time of order. Standard customization lead times apply.

COUNTRY OF ORIGIN: Imported

COLOR	LOT NO.	EMBROIDERY	SIZES
OUTERWEAR			Regular
Black	5495BK (shown)	Left Sleeve: Grey Subaru	XS-3XL



Black



Charcoal

SUBARU® SOFT SHELL VEST

Outerwear

IL-HS IL-LS HW

FABRIC: 10.3 oz. Soft Shell

BLEND: Shell: 96% Polyester / 4% Spandex; Lining: 100% Polyester Fleece

LOGOS: Logo(s) added at time of order. Standard customization lead times apply.

COUNTRY OF ORIGIN: Imported

COLOR	LOT NO.	EMBROIDERY	SIZES
UNISEX			
Black	5594BK (shown)	Center Back: Grey Subaru	S-4XL
Charcoal	5595CH	Center Back: Grey Subaru	S-4XL



SUBARU® HI-VISIBILITY SAFETY VEST

Accessories

HW

FABRIC: 3.6oz.

BLEND: 100% Polyester

LOGOS: Logo(s) added at time of order. Standard customization lead times apply.

COUNTRY OF ORIGIN: Imported

COLOR	LOT NO.	EMBROIDERY	SIZES
HI-VISIBILITY			
Hi-Vis Yellow	SUV1YE	Center Back: Black Subaru	S/M, L/XL, 2XL/3XL, 4XL/5XL

SUBARU® WEBBED ADJUSTABLE BELT

Accessories

FABRIC: 100% Leather


COUNTRY OF ORIGIN: Imported




COLOR	LOT NO.	EMBROIDERY	SIZES
BELT			
Black	AB14BK	None	M-L

EMBROIDERY GUIDE

Subaru® Logo



BLACK



GREY

Subaru® Quality Service Driven Logo



BLACK

For more information, contact your local uniform supplier or call 1-800-REDKAP1.

CAUTION: Garments contained on this flyer do not provide protection from ignition sources, molten substances, or chemical exposure. Special flame-resistant garments are available if required. Product images show here are photomechanically reproduced. As a result, colors may vary from actual fabric samples.

IL-HS INDUSTRIAL LAUNDRY - HEAVY SOIL **HW** HOME WASH

IL-LS INDUSTRIAL LAUNDRY - LIGHT SOIL